

# WEDDING RECEPTION

## *timeline guide*



**0:00**  
cocktail hour

Before the wedding party and newlyweds are introduced, your wedding coordinator will ensure everyone is seated. Once everyone has found their place, the bridal party and couple can make their grand entrance. The bride and groom may choose to have their first dance at this point in the evening. Or, the first dance can occur after toasts and dinner are complete.

**01:15**  
welcome

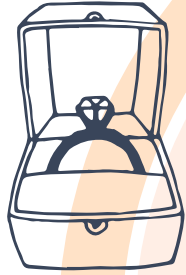
If you have a buffet dinner planned, your wedding coordinator, band leader or DJ should coordinate dismissing tables in sections to avoid a traffic jam. If you're serving the meal in courses or family style, dinner can be served to all tables at once by the caterer's wait staff. Some newlyweds take this opportunity to walk around and personally thank their guests for coming—especially if they didn't have a chance to greet guests as they arrived.

After the ceremony, guests will head to the reception and get started mingling and enjoying cocktails and appetizers. The bride and groom generally use this time to take formal photos with the bridal party and family. The bride and groom can also set up a greeting line to welcome wedding guests as they arrive at the reception.

**01:00**  
seating, bridal  
party announcement

The Bride's Father traditionally welcomes guests and thanks them for coming after the couple and bridal party are seated. This is also a great time to bless the meal if you'd like to do so.

**01:20**  
dig in!

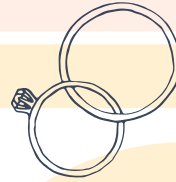


**01:45**  
toasts (grab the tissues!)

Once everyone has food, the bride and groom may want to address the group and thank their parents and guests for attending. Traditionally, the Father of the Bride, Best Man and Maid/Matron of Honor give toasts during dinner as well.

The bride and groom should be the first to hit the dance floor with a romantic first dance. Next, the bride and her father and the groom and his mother should each have their own dance.

**02:30**  
first dance,  
father and  
daughter dance,  
mother and son  
dance




**03:00**  
time to party!

The DJ or band should be ready to keep the music rockin' once the formal dances are complete. They should invite all guests onto the dance floor for a good time. Make sure to integrate your bouquet toss, garter toss and any other entertainment you'd like to include in this time space.

Pause festivities on the dance floor for the cutting of the cake. Keep in mind, some guests will leave after the cake is cut. So, you may not want to cut the cake too early in the evening.

**04:00**  
cake cutting



**04:15**  
please don't  
stop the music

Pause festivities on the dance floor for the cutting of the cake. Keep in mind, some guests will leave after the cake is cut. So, you may not want to cut the cake too early in the evening.

After the cake is cut, get back in the groove. Have the DJ or band play upbeat, festive music to draw guests back to the dance floor.

**04:45**  
last dance

**05:00**  
farewell

If you plan to make a grand exit, arrange for your wedding coordinator to usher guests to the area where the sendoff will happen. Consider providing sparklers or bubbles for guests to add a fun element to your exit. These details also make for an incredible photo shoot! And just like that, the day you've been planning for months and dreaming for years is over. Treasure every moment and trust that all your hard preparations will pay off for a stress-free day. We are sure they will!